



# Lapland Hospital District - COVID19



Jukka Mattila  
Medical director  
Lapland Hospital District



# Lapland Hospital District

Joint municipal authority

Owners  
15 municipalities

Population **118 000**

Council:  
1-7 members/municipality  
(selected by 15 municipal councils)

Board: 7 members  
(selected by the council of hospital district )



# Lapland Hospital District Challenges

**Long distances** and a vast surface area: Lapland Hospital District covers almost **30% of Finland's area**.

**Low population density:** population centred around the cities of Rovaniemi and Kemijärvi and parish villages.

**Ageing population:** the baby-boom generation (born between 1945 and 1950) is nearing the retirement age. The number of people over 60 is estimated to increase by more than 8,400, and people over 75 – the ones requiring most medical care – will increase by more than 32% by 2019.

**Population with high a rate of health problems:** cardiovascular diseases, type 2 diabetes, cancer (breast cancer, prostatic cancer, lung cancer), diseases of the musculoskeletal system and connective tissue, mental health problems.

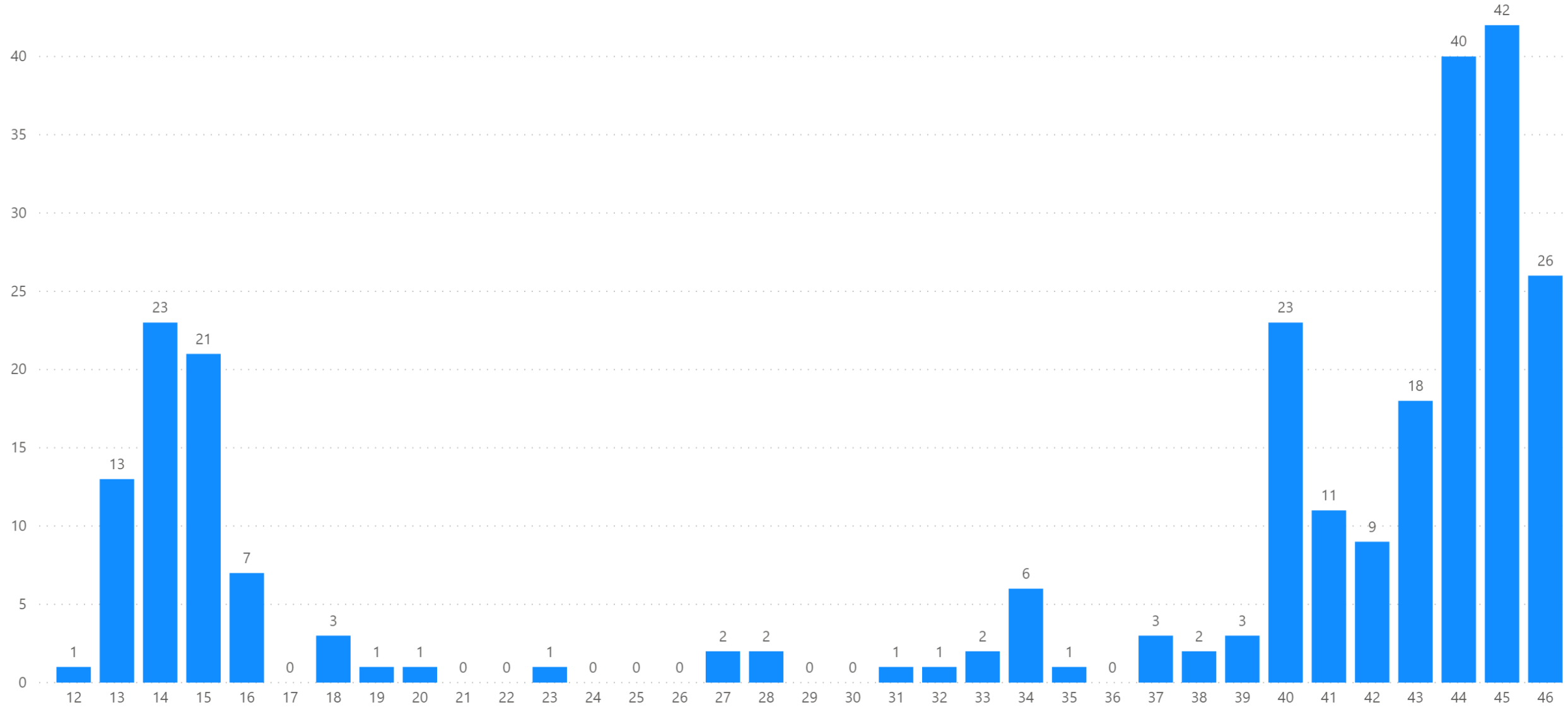
**Increasing tourism:** Risks of accidents increase on the roads and in areas frequented by tourists. In the high season, the arrival of tourists in resorts – such as Levi, Saariselkä and Pyhä – means an up to threefold increase in the population of the respective municipalities, whereas emergency care services have only been designed to meet the needs of the permanent population. Rovaniemi airport is the second most used international airport in Finland.



## Tapaukset viikoittain Lapissa / Cases weekly in Lapland

264

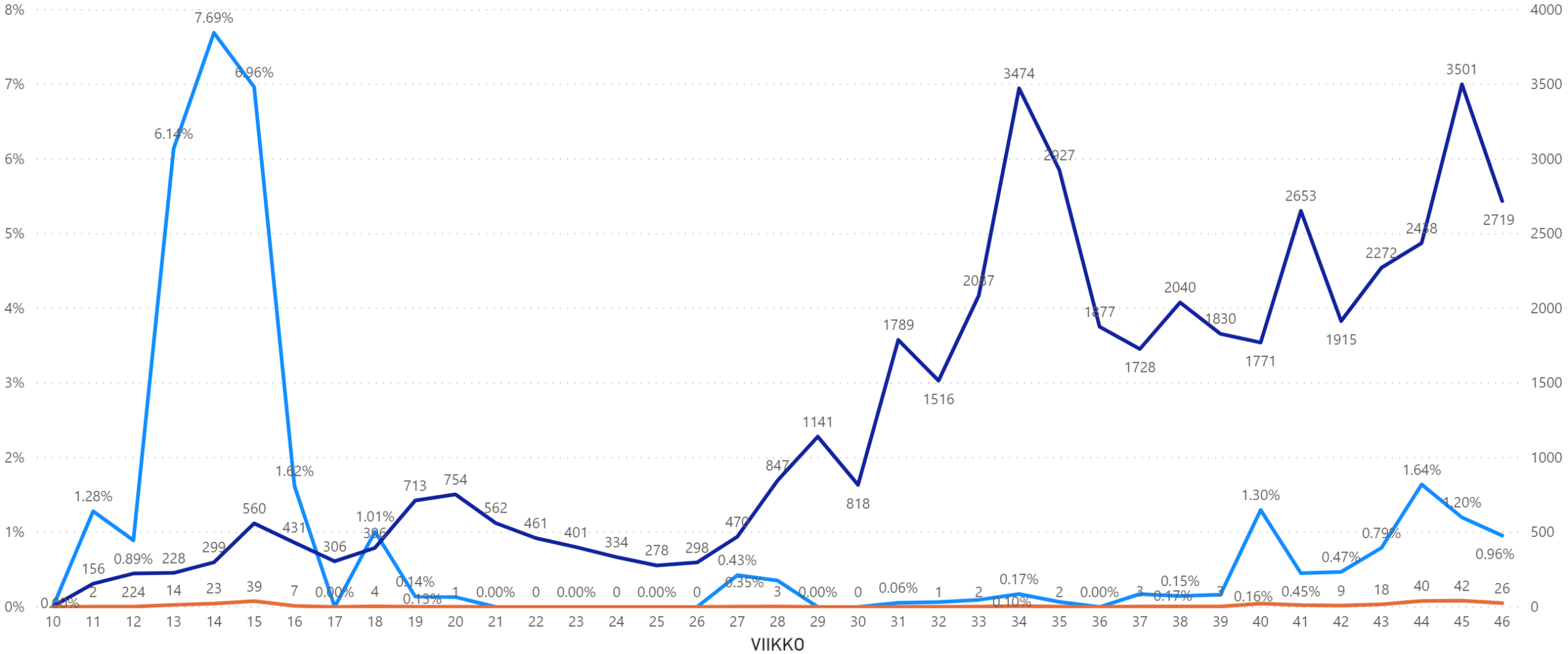
Tapaukset Lapissa viikottain



# Positiivisia tuloksia suhteessa tutkimusmäärään / Cases compared to testing amount

## Positiivisia tuloksia suhteessa tutkimusmäärään

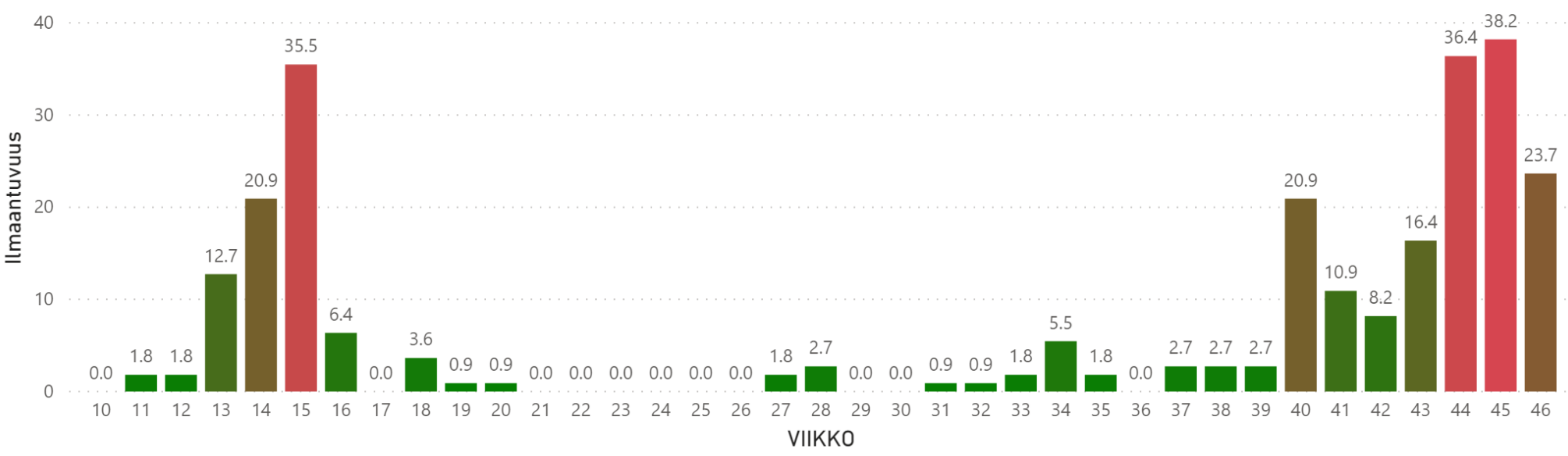
● Positiivisten osuus ● Näytemäärä ● Positiiviset



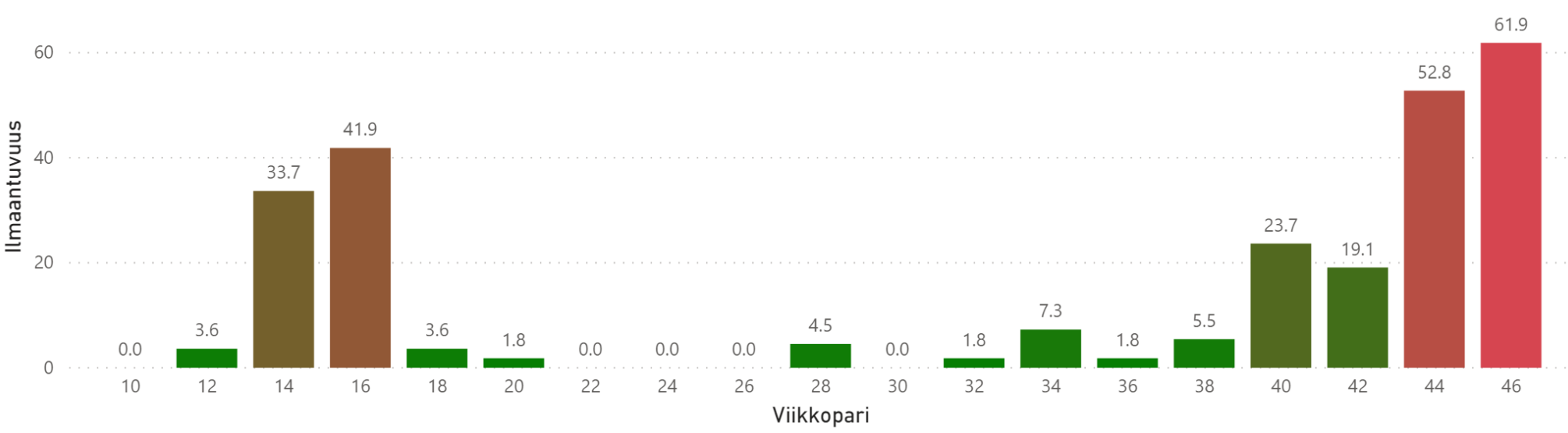
# Ilmaantuvuus / Cases compared to population

VIKKO	Ilmaantuvuus	Positiiviset
46	23.66	26
45	38.22	42
44	36.40	40
43	16.38	18
42	8.19	9
41	10.92	12
40	20.93	23
39	2.73	3
38	2.73	3
37	2.73	3
36	0.00	0
35	1.82	2
34	5.46	6
33	1.82	2
32	0.91	1
31	0.91	1
30	0.00	0
29	0.00	0
28	2.73	3
27	1.82	2
26	0.00	0
25	0.00	0
24	0.00	0
23	0.00	0
22	0.00	0
21	0.00	0
20	0.91	1
19	0.91	1
18	3.64	4
17	0.00	0
16	6.37	7
15	35.49	39
14	20.93	23

Ilmaantuvuus COVID-19 tapaukset per 100000 7 vrk



Ilmaantuvuus COVID-19 tapaukset per 100000 14 vrk

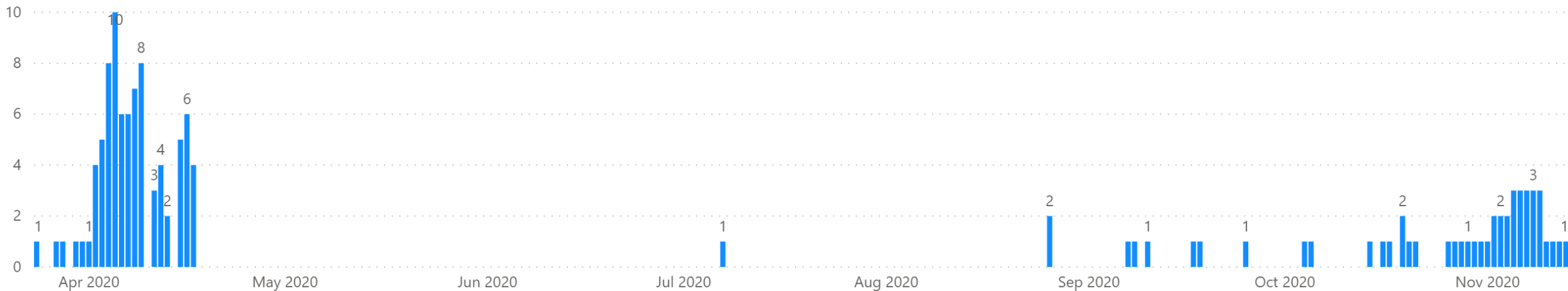


3/2/2020


11/17/2020



## Potilaiden määrä sairaalassa / Number of patients in hospital



## Potilaiden määrä teholla / Number of patients in ICU



## Vuodeosastolla tänään / Currently in care

Yksikkönimi    Korona potilaat

**YHTEENSÄ**    **0**



## Health care contact information

ARE YOU RESPONSIBLE FOR CORONAVIRUS SAFETY IN YOUR ORGANISATION? SEE GUIDELINES.

ADDITIONAL INFORMATION FOR TRAVEL AND TOURISM

CURRENT CORONA STATUS

FI EN SE



# Care about your loved ones.

